

Date: 30<sup>th</sup> October, 2024

To,  
National Stock Exchange of India Limited  
Exchange Plaza, 5th Floor, Plot No. C-1,  
G Block, Bandra Kurla Complex,  
Bandra (E), Mumbai 400051

NSE Code: SUNLITE

**Sub: Sunlite Recycling Industries Limited Investor Presentation for HY1 FY 2024-25**

Pursuant to terms of the Regulations 30 of the SEBI (Listing Obligations and Disclosures Requirements) Regulations, 2015, the Investor Presentation issued by the Company with respect to captioned subject is attached for your information and Record.

Kindly take the above on record and oblige.

Thanking You.

Yours Sincerely,  
For, Sunlite Recycling Industries Limited

Nitin Kumar Heda  
Managing Director  
DIN: 00383855



[www.sunliteindustries.com](http://www.sunliteindustries.com)



**SUNLITE**  
RECYCLING INDUSTRIES LTD.

# SUNLITE RECYCLING INDUSTRIES LIMITED

INVESTOR PRESENTATION

HY1 FY 2024-25

NSE: INE0U2N01013



# Company Snapshot



Operating history of more than a decade



Manufacturer of diverse copper products by recycling copper scrap



Presence in 10+ states



ISO-certified manufacturing unit of 12,152 sq. mtr. in Gujarat



Annual Installed capacity of 16,580 MT



Copper scrap is procured from global suppliers in Saudi Arabia, UAE, USA etc. including India



Product applications in domestic, industrial, automobile, power generation, transmission, distribution and electronic industries



HY1 FY 2024-25: Revenue ~ Rs. 63,697.82 Lakhs  
EBITDA ~ Rs.1,213.44 Lakhs



# Board of Directors



**Nitin Kumar Heda**  
Managing Director



**Prahladrai Ramdayal Heda**  
Chairman & Whole time Director



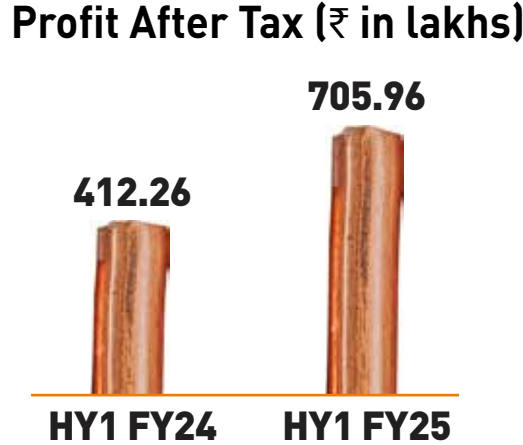

**Khushboo Manishkumar Heda**  
Non-Executive Director



**Manish Kumar Heda**  
Promoter & Chief Financial Officer



# Financial Snapshot



ROCE  
**18.09%**

ROE  
**13.37%**





# Diversified Product Category

Product range includes variety of grades, thickness, widths & standards

## Copper Rods

- Oxygen Free Copper Rods
- Fire-Refined High Conductivity Copper Rods-(FRHC)

## Copper Wires

- Copper Earthing Wires
- Copper conductors
- Copper Submersible Wires

## Copper Strips

# Copper Rods

## Oxygen Free Copper Rods (OFC)

- OFC is a high-purity copper alloy that has been refined to remove all traces of oxygen and other impurities
- Also known for its excellent electrical conductivity, thermal conductivity, and low susceptibility to embrittlement

## Fire-Refined High Conductivity Copper Rods-(FRHC)

- Various industrial applications including roofing, skylight frames, flashing and fasteners
- Also used in chlorine cells, printing rolls, chemical process equipment and pressure vessels





# Copper Wires

## Copper Earthing Wires

- The earthing or grounding system involves connecting the metallic components to an earth plate or earth electrode via an earth lead buried in moist soil

## Copper Submersible Wires

- Essential for powering submersible pumps, especially where the wires are submerged in water

## Copper conductors

- Used in electrical wiring in buildings, power transmission and distribution lines, electronic devices and telecommunications systems





# Copper Strips



- Copper strips are thin, flat pieces of copper that come in various widths and thicknesses



- Copper strips are malleable, allowing for precise shaping and forming



- These strips are durable and can withstand mechanical stress



- The oxygen-free copper rod is fed into an extrusion machine to form copper strips



- Strips can be further processed to create different types of copper strips, such as flat strips, thin strips or customized profiles



# Product – Wise Revenue

For HY1 FY 2024-25, Contribution in Revenue by different categories is follows:



Rs. In Lakhs (Except %)

PARTICULARS	HY1 FY2024-25	% OF TOTAL SALES	FY2023-24	% OF TOTAL SALES
COPPER ROD	56,370.46	88.52	1,04,562.48	89.66
COPPER WIRE	4,758.51	7.47	7,187.97	6.16
COPPER STRIPS	846.18	1.33	2,266.71	1.94
OTHERS	1,703.72	2.68	2,609.92	2.24
<b>TOTAL</b>	<b>63,678.87</b>	<b>100</b>	<b>1,16,627.08</b>	<b>100</b>



# Geography Wise – Revenue Distribution

Products sold in

**10+ STATES**

& Union territories

**89%**  
of revenue  
from top 5 States

Other States such  
as Tamil Nadu,  
Rajasthan, Goa etc.  
contributed ~

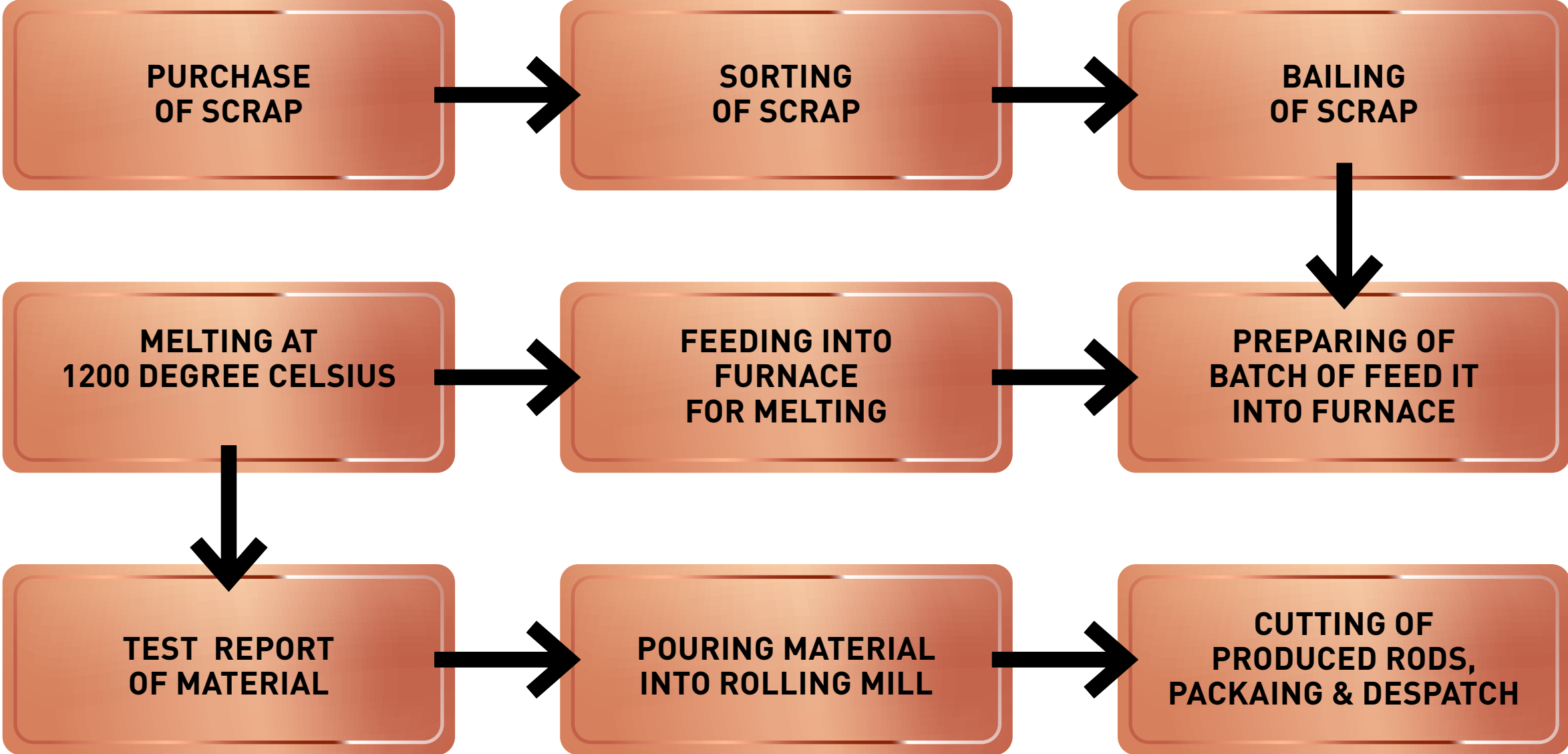
**11%**

Rs. In Lakhs (Except %)

NAME OF STATE	HY1 FY2024-25	% OF TOTAL SALES	FY2023-24	% OF TOTAL SALES
GUJARAT	28,333.28	44.49	53,329.5	45.73
DADRA AND NAGAR HAVELI	11,816.24	18.56	25,068.26	21.49
MAHARASHTRA	6,139.18	9.64	14,870.54	12.75
TELANGANA	5,779.09	9.08	10,571.62	9.06
MADHYA PRADESH	4,528.46	7.11	4,394.53	3.77
<b>TOTAL</b>	<b>56,596.25</b>	<b>88.88</b>	<b>1,08,234.45</b>	<b>92.8</b>



# Manufacturing Process – Copper Rod





# Capacity Utilization

For FY:24, Total capacity utilization at 82.47% while Capacity utilization for different categories is as follows:

Rs. In Lakhs (Except %)

## Copper Rod

87.18%

## Copper Wire

37.23%

## Copper Strip

43.41%

Particulars	For the financial year ended		
	March 31, 2022	March 31, 2023	March 31, 2024
<b>COPPER RODS</b>			
Installed Capacity (MT)	14180.00	16580.00	16580
Actual Production (MT)	11497.25	14426.36	14455.23
Capacity Utilization (in %)	81.08%	87.01%	87.18%
<b>COPPER WIRES</b>			
Installed Capacity (MT)	1900.00	1900.00	1900
Actual Production (MT)	917.43	1178.23	1066.57
Capacity Utilization (in %)	48.29%	62.01%	37.23%
<b>COPPER STRIPS</b>			
Installed Capacity (MT)	720.00	720.00	720
Actual Production (MT)	377.02	234.69	312.58
Capacity Utilization (in %)	52.36%	32.60%	43.41%
<b>TOTAL CAPACITY UTILIZED</b>			
Total Installed Capacity (MT)	16800.00	19200.00	19200
Actual Production (MT)	12791.7	15839.28	15834.38
Capacity Utilization (in %)	76.14%	82.50%	82.47%



# Competitive Strengths

---

## Strong portfolio and diverse range of copper products at a competitive price

- Catering to every aspect of electrical transmission and distribution, power generation, and electronic applications

---

## Stringent quality control mechanism

- Certification of the quality assurance, received ISO 9001:2015 for quality management systems



## Revenue from multiple geographies in India

- Presence in multiple geographies supports expansion of customer base
- Updated with latest technological advancements

---

## Experienced Senior Management

- Promoter Prahladrai Ramdayal Heda and Nitin Kumar Heda carrying on the business for more than a decade



# Strategic Expansion



## New Factory Construction

- We have begun constructing a new factory as part of our expansion plans, with a target to commission the facility by February 2025. This facility will focus on producing advanced copper products essential for the power generation, transmission, and electronic industries.

## Introduced New Product Launch Copper Busbars

- **Initial Manufacturing Capacity:** 720 Metric Tonnes Per Annum
- **Applications:** Designed for the Electric Panel and Transformer industries, these busbars will meet the increasing market demand with superior quality and performance.

## Annealed Tinned Coated (ATC) Copper & Conductor Wires

- **Initial Manufacturing Capacity:** 1,560 Metric Tonnes Per Annum
- **Applications:** The ATC Tinned Coated Wire is crucial for solar cable manufacturing, while the Conductor Wire is engineered for Armoured Cables, emphasizing our focus on supporting renewable energy solutions.



# Strategic Expansion

## State-of-the-Art Machinery Investment

As part of our expansion, Sunlite Recycling Industries has committed approximately ₹6 Crore in capital expenditure to acquire advanced machinery and infrastructure. This strategic investment includes:

- Fine Wire Drawing Machinery
- Hydraulic Drawing & Tension Straightening Machine
- Copper Wire Bunching Machine (with tools)
- Payoff Machine
- Construction of a new factory shed

These upgrades will significantly enhance our production capabilities and support the launch of our new product lines.





# Income Statement

(₹ in Lakhs Except %)

PARTICULARS	HY1FY2024-25	HY1FY2023-24
<b>Total Income</b>	<b>63,697.82</b>	<b>60,414.77</b>
Total Expenditure	62,484.38	59,496.60
EBITDA	1,213.44	918.17
<i>EBITDA Margin</i>	<i>1.90%</i>	<i>1.52%</i>
Depreciation	92.85	107.18
Finance Cost	177.1	258.49
Profit Before Tax	943.49	552.50
PBT Margin	1.48%	0.91%
Tax	237.53	140.24
<b>Profit After Tax</b>	<b>705.96</b>	<b>412.26</b>
<i>PAT Margin</i>	<i>1.11%</i>	<i>0.68%</i>





## *DISCLAIMER*

---

This presentation has been prepared by Sunlite Recycling Industries Limited for informational purposes only and does not constitute or form any part of any offer, invitation or recommendation to purchase or subscribe for any securities in any jurisdiction, and no part of it shall form the basis of, or be relied upon in connection with, any contract or commitment on the part of any person to proceed with any transaction. The information contained in this presentation has not been independently verified. No representation or warranty, express or implied, is made and no reliance should be placed on the accuracy, fairness or completeness of the information presented or contained in these materials. Any forward-looking statements in this presentation are subject to risks and uncertainties that could cause actual results to differ materially from those that may be inferred to being expressed in, or implied by, such statements. Such forward-looking statements are not indicative or guarantees of future performance. Any forward-looking statements, projections and industry data made by third parties included in this presentation are not adopted by the Company and the Company is not responsible for such third-party statements and projections. This presentation may not be all inclusive and may not contain all of the information that you may consider material. The information presented or contained in these materials is subject to change without notice and its accuracy is not guaranteed. Neither the Company nor any of its affiliates, advisers or representatives accepts liability whatsoever for any loss howsoever arising from any information presented or contained in these materials. This presentation cannot be used, reproduced, copied, distributed, shared or disseminated in any manner. No person is authorized to give any information or to make any representation not contained in and not consistent with this presentation and, if given or made, such information or representation must not be relied upon as having been authorized by or on behalf of Sunlite Recycling Industries Limited.